

Wellis®

Wellness

CATALOG

2025



Life

ABOUT US

Since the company was founded in 2003, more and more people are choosing Wellis products around the world. The increasing demand for a healthy lifestyle increases the demand for quality wellness products as well. Thanks to our dedication to continuous development and growth, Wellis has now become the largest hot tub manufacturer on the European market and already has a significant share in the American market.

We produce hot tubs, swim spas, their associated thermal covers, and spa side cover panels at a plant with a total area of 30,000 m². The construction and continuous expansion of this huge plant, which is equipped with modern production tools, was motivated by the growing market demand, and our commitment to quality in manufacturing technology. Our products are stored in several warehouses. We currently sell 30.000 Wellis hot tubs per year at more than 1000 points of sale worldwide.

We have been developing our new product line for more than 3 years. Countless licences, thousands of work hours, and a multitude of our own innovations, that we are already extremely proud of, will be represented in our new models. Faithful to our company, we want to introduce excellent, user- and environmentally friendly products to the market, as it is increasingly important to us to pay special attention to the needs of our customers, and the same time protect the environment. The primary goal of our company is to provide exceptional wellness experience for our customers using as little energy as possible. There will be significant changes in the technological structure of our hot tubs while they will also get a renewed design.



“I was an active teenager; I traveled the world and was continuously on the hunt for new business opportunities. First, I worked on importing jeans from Asia, but I always wanted to learn and expand. Ultimately, my real success in business came when my brother and I started selling spas and together we created Wellis, Europe’s leading hot tub company. In the beginning, we imported spas and hydromassage tubs as ready-made, pre-assembled products. The year 2010 became a gigantic milestone for Wellis and for us, as it was when we started manufacturing spas. We started building the factory in the spring of 2008, and a few months later, the global financial crisis broke out. And then the great economic recession started. Everyone tried to talk me out of starting to manufacture hydromassage hot tubs in the

middle of the crisis, as they absolutely count as luxury items. The opposition included the company’s management. They also didn’t endorse starting manufacturing, but I decided to go for it. To put it delicately, neither starting to make the products, nor introducing our own hot tubs to the European market was easy. Fortunately, our gamble worked out and the rest is history. Our efforts were rewarded with much success and manufacturing products ended up pulling the company out of the crisis. As our next great leap, I suggested we try to expand into the American market — the native land of hot tubs. We have been growing our roots here and have been working to introduce the brand named Wellis to America. Parallel to expanding our business in the US, we would like to continue to grow overall. It is our passion to be on the cutting edge, but it’s also an enormous responsibility!”

Zsolt Czafik CEO and Akos Czafik CEO
of Wellis Hungary

GREEN ENERGY SUSTAINABLE PRODUCTION TECHNOLOGY



Instead of being merely a long-term vision, a sustainable economy has become part of everyday life at Wellis. In the last few years, our company has placed increasing emphasis on the elements of an environmentally friendly and sustainable model.

Our efforts are based on two essential pillars:
The first is to optimize our production process and the second is to educate our customers about energy and water-saving aspects, giving special consideration to environmental factors.

Here are some processes which were introduced into the daily life of our company

- Reusing unnecessary materials with a special shredder.
- Production of abs (acrylonitrile-butadiene-styrene) from recycled plastic.
- Using low consumption pumps in hot tubs.
- Various developments in the name of renewable energy, such as integrating solar systems into our products.
- Reducing transport routes around the world and coordinating production and sales activities.
- Developing New, energy-efficient hot tubs



SAVE THE RAIN FOREST

In the process of our manufacturing technology, we pay special attention to environmental awareness, so we completely eliminated the use of wood during the production and replaced it with recycled materials.

This is how we protect our rainforests and nature. In order to achieve the most effective recycling, Wellis is not afraid of technological innovations either.



ENVIRONMENTAL AWARENESS

QUALITY ASSURANCE

Wellis quality is continuously benchmarked against the highest German production standards under the TÜV Certification protocol that we subscribe to. This ensures we constantly meet and exceed all relevant international standards.

We are proud of this commitment to excellence and the clear differentiation from our market competitors that it affords us.

Our TÜV certificate guarantees that our products are of excellent quality and are regularly and independently monitored to meet and exceed the highest manufacturing standards. The CE label on all of our products assures our customers that the design and build meet or exceed all relevant EU standards.

PRODUCT WARRANTY: PEAKLIFE & SWIMLINE SERIES:

- 10

years on the shell structure of the spa
- 5

years on the cabinet of the spa
- 5

years on the control box and the display module
- 5

years no leak plumbing warranty

CITYLIFE:

- 10

years on the shell structure of the spa
- 3

years on the cabinet of the spa
- 3

years on the control box and the display module
- 3

years no leak plumbing warranty

THE RESULT OF 3 YEARS OF DEVELOPMENT

The Wellis R&D team has been working for 3 years on the new product portfolio, which is poised to revolutionize the hot tub industry. 61 patents are already registered in Europe and 14 in the US. Wellis also has a world patent for our electric water diverter. Our many technology breakthroughs have resulted in energy-efficient and environment-friendly solutions.



SAVING ENERGY

Our goal is to find energy efficient solutions while also focusing on sustainability and environmentally conscious production technologies. It became obvious that our new and renewed products would also be produced by these standards.

This is the reason our new line was named Life. The name will be displayed by both our product families: PeakLife and CityLife.

ENERGY EFFICIENCY



WATER TREATMENT



DESIGN, APPEARANCE



Focus on saving energy

Wellis Atlas Life premium plus  with SMART-In Step system	Bullfrog A7LC	Hot Spring Envoy	Jacuzzi J-475	Chinese spa
	Full foam (CEC)	Full foam (CEC)	(CEC)	(CEC)
2.90 kWh / day \$ 404 / year*	3.96 kWh / day \$ 551 / year*	4.45 kWh / day \$ 620 / year*	5.47 kWh / day \$ 762 / year*	10.00 kWh / day \$ 1394 / year*

* Sources: CEC - California Energy Commission; TÜV – Based on Wellis measurements with Smart-In Step System, California Energy Commission environment: water 39 °C, air 17 °C, filtering 1x2 hour.
1kw = 0.35 cents average calculated: https://ec.europa.eu/eurostat/statistics-explained/index.php/Electricity_price_statistics

ELECTRONIC WATER DIVERTER

WOW SYSTEM

Our improved electric water diverter replaces the large manual diverter. Our new device performs the same function and comes with a small control panel for ease of use.


The electric water diverter makes for a gentler massage experience because after activation, the speed of the water increases gradually. Through automation, we've built a new massage experience into the hot tub.

The gradual changing direction of the massage every five seconds, creates a pulsing effect, providing an even more invigorating feel than a traditional massage.

For the water current, we combined the massage strength of two older-model massage pumps in one by straightening the pipes and installing the new water diverter. In this way, the consumption of energy

while in use has been reduced to half the previous amount. Wellis' energy-efficient water diverter is patent registered in 152 countries.

Compared to our competitor's solution, it has 23% higher pressure with approximately 30% less energy consumption.



Moreover, we compared it to our previous models, and the results were that it has 75% higher pressure with approximately 41% less energy consumption



EVEREST with old water diverter
To reach 12 PSI massage feeling needed:

2x3HP + 2x2HP pumps and 7400 W

EVEREST Life with new diverter
To reach 12 PSI massage feeling needed:

2x3HP pumps and 4400 W



SMARTPHONE APPLICATION

Control your spa from home or while you are on the road with the Wellis Smartphone™ app!


Available for both iPhone and Android smartphones. Set the desired temperature and other functions from your phone, before you head over to the holiday house, so that by the time you arrive you will have a heated, ready-to-use spa waiting for you, providing you with all the benefits and positive effects of a Wellis hydromassage.

NEW LIFE SCANDINAVIAN INSULATION

All our spas have received a new type of Life Scandinavian insulation. These insulation boards have been inserted into the spa's support frame, rather than being attached to the exterior cladding. The insulation is dimensionally accurate for the frame's inner measurements and can be easily installed or uninstalled.

The foam insulation under the rim has also been exchanged for an aesthetically more pleasing Life insulation.

In the tray, instead of the previous POLYFOAM insulation, we implemented the best insulator we could find: Air. We achieved this by installing an ABS sheet near the bottom plate, creating insulating air pockets.



SMART-IN STEP SYSTEM

The heat pump can be stowed under the larger step. The heating of the water can be maintained more cost efficiently, without affecting the product's aesthetics.

The Smart-In Step system, equipped with a built-in heat pump, is capable of heating or cooling the water between -5°C and +40°C, allowing for savings of 70-75% of the spa's heating energy. Inside the stairs, we have designed storage compartments where bathers can store towels or water treatment products. Additionally, our Peaklife models are equipped with a USB socket for mobile phone charging.





WATER CLARITY

Every Wellis hot tub is equipped with a multi-stage filtration and hygiene system that ensures crystal clear water with minimal effort. The process begins with our special antimicrobial filter inserts. The energy-efficient eco-water circulation motor filters the water through these filters, which capture tiny particles. The antimicrobial coating helps to eliminate any contaminants that have adhered to the filtered particles, preventing them from settling in the water, and ensuring the filters are easy to clean and reusable.

While the hot tub water can be safely treated with just traditional chemicals, the electronic hygiene device significantly reduces the required amount of these chemicals, thus improving water quality for

bathers. Every hot tub we manufacture is equipped with this device: OZMIX™ system. Our filters ensure the water is cleaned multiple times daily, leaving no residue at the bottom of the hot tub. Our antimicrobial hot tub filter inserts are designed to trap contaminants in the water and can be easily rinsed off during cleaning.

CRYSTAL CLEAN SYSTEM

Thanks to the 2" diameter pipe, our motor circulates more water and does so faster, thus, filtering the water more rapidly.

The new circulation jet has been designed to have 3 zones.

Two of these zones direct the water downwards to stir up heavier debris that has settled in the footwell of the hot tub.

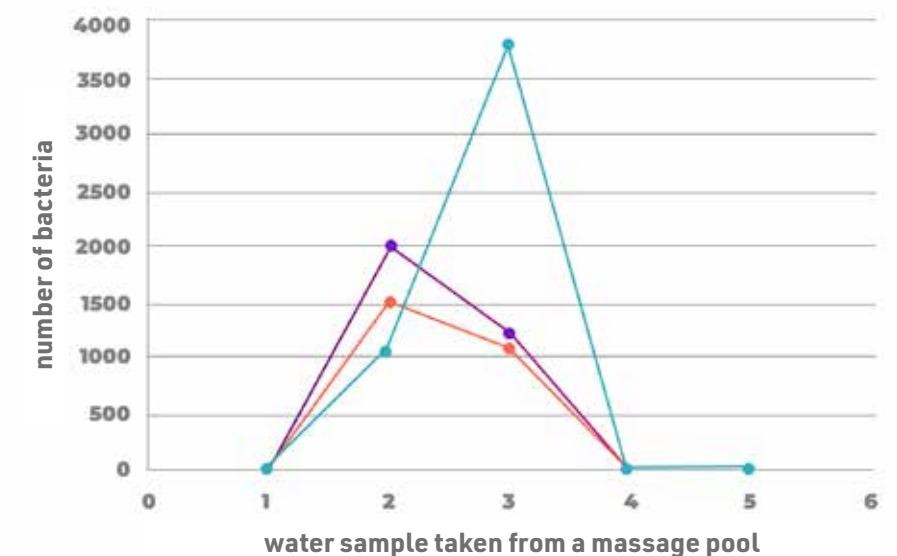

The third zone helps direct the flow toward the filtration system.



OZMIX™ SYSTEM

The tests conducted during Wellis' development work have shown that the systems we use have proven to be the most effective solution. To enhance water clarity and freshness, we developed the OZMIX™ system, which has proven to be the most effective when used with chlorine and the appropriate amount of pH regulator. Thanks to our system, less chlorine is needed compared to traditional systems, making the hot tub water more pleasant and crystal clear.

Our goal is to achieve the best possible cleaning method and reduce the amount of chemicals currently used. The OZMIX™ system is currently under patent.



IN-LINE WIS

- This useful, built-in accessory provides 24-hour monitoring of your spa water's quality status via your smartphone.
- The system also outlines the exact chemicals and dosages needed to maintain proper water balance.
- Since this is a built-in system, there is nothing to float around in your hot tub or need to be replaced. This feature has been specially developed by our Wellis team.
- You can download the WIS application from Google Play or the App Store.



App Store



Google Play



SOUND SYSTEM

AQUASOUL™ PRO 4.1 AND 2.1 SOUND SYSTEM (PEAKLIFE OPTION)


Experience the cutting-edge Wellis AquaSoul™ Pro sound system, featuring state-of-the-art, waterproof components designed for seamless integration with today's technology. Forget about outdated mp3 players and wired connections – the built-in Bluetooth receiver allows for wireless streaming directly from your mobile device. Choose from the powerful 4.1 system, which includes a 288 W subwoofer and four concealed 30 W speakers, or the compact 2.1 system with two integrated 30 W speakers, ensuring pristine audio quality for any setting.

MYMUSIC™ 2.0 SOUND SYSTEM (CITYLIFE OPTION)

Immerse yourself in the myMusic™ 2.0 sound system, crafted with the latest waterproof technology to deliver superior sound quality. With no need for external devices, connect effortlessly to the built-in Bluetooth receiver from your mobile phone. This system simplifies your audio experience while maintaining high fidelity sound, making it perfect for any modern lifestyle.



PeakLife concealed speakers



PeakLife edge speakers



CityLife edge speakers

FUTURE OF DESIGN

LIGHTSIDE™ SPA CABINET

Wood-like, wide horizontal side and corner bars. These elements add an intimate atmosphere to the appearance of the spas. The cabinets are available in grey and brown color. Besides this, our new spa side cabinet's futuristic look instantly flies us into the future. An LED strip runs along the side of the spa cover (PeakLife). The newly developed corner elements give a more modern and futuristic look to our new range of hot tubs.





Ultra soft pillows

NECK MASSAGE & HEADREST

The neck massage and headrest take your daily stress off your shoulders and neck with their advanced ergonomics and more comfortable design. The design of the headrest follows the line of the neck and head, creating a cradle so you can relax even more comfortably in our hot tubs.

WATERFALL

Sit under the cascading water and enjoy a soothing neck and shoulder massage. This blissful water feature is a new development for Wellis. There is no other product on the market like it.



Waterfall



PeakLife filter housing

FILTER HOUSING

Our custom-made filter housing has an outstanding design and complements the overall aesthetic of the hot tub. Filters can be replaced easily in one easy step.

∞ 7" ROTATING INFINITY JET

We specially designed the 7" rotating infinity jet. This jet makes the experience even more enjoyable by massaging a larger portion of the body. Rather than just moving up and down, it draws a figure eight as it rotates.



Infinity Jet



Wellis' 2025. LIFE SPAS

EXCLUSIVE LIGHTS COLOR THERAPY

Exclusive Lights color therapy is based on the belief that colors and colored lights can have a positive impact on a person's physical and mental health. Various scientific studies have shown a relationship between the human body and specific colors.

Green - Calming
Blue - Relaxing
White - Productivity
Yellow - Energy

Red - Stimulating
Orange - Positivity
Pink - Healing
Indigo - Peaceful

COLOR THERAPY MOOD-LIGHTING

When connected to Wellis control panels, including the SmartTouch systems, the Exclusive Lights system can be easily controlled. While the SmartTouch interface allows for personalized settings with an infinite range of colors and dimming intensity, other control panels offer the capability to step through colors, though with a more limited selection. The Exclusive Lights system can enhance the spa experience by illuminating three lighting zones: central lighting, edge lighting, and cabinet and corner lighting.



EVENLIGHT JETS

At Wellis, we came up with countless patents for our new models, one of which was for lighting jets. The jets illuminate not just themselves, but also the surface around them.

The interior of the spa is sleek and modern in its appearance and is like upright in a spaceship. There is nothing else like this on the hot tub market. The lighting jets not only give the spa a more modern appearance, but also a larger lighting surface.

EDGE LIGHTING

The Edge lighting element is located under the accents, the cup holder, water features, and the filter housing. You can control them all at the same time. This lighting illuminates in harmony with the jets and exterior lighting.

LIGHTSIDE™ CABINET SYSTEM (PEAKLIFE)

The LightSide™ cabinet system appears in Wellis' new spas, which includes hidden lighting under the corner elements, and an in-house developed LED strip, which runs along the side cabinet of the hot tub. The integrated LED strip gives a special atmosphere while relaxing.

WELL LIGHTING

Citylife hot tub models include waterline exclusive spot RGB LED lighting, which lights the water of the entire spa.





MASSAGE OF WELLIS

RELAX MASSAGE SEAT

This seat targets the regeneration of the shoulder girdle and the longitudinal trunk muscle tissues, as well as the hip flexor muscles and the knee extensor muscles — the muscle groups most exposed to everyday strain.

EXPERT MASSAGE SEAT

This seat's adjustable jets offer physiological effects, with customized directional and strength control.

COOL DOWN MASSAGE SEAT

The armchair design provides relaxation after training. In addition to the physiological recovery offered, its overall calming effects are also significant.

FOCUS MASSAGE SEAT

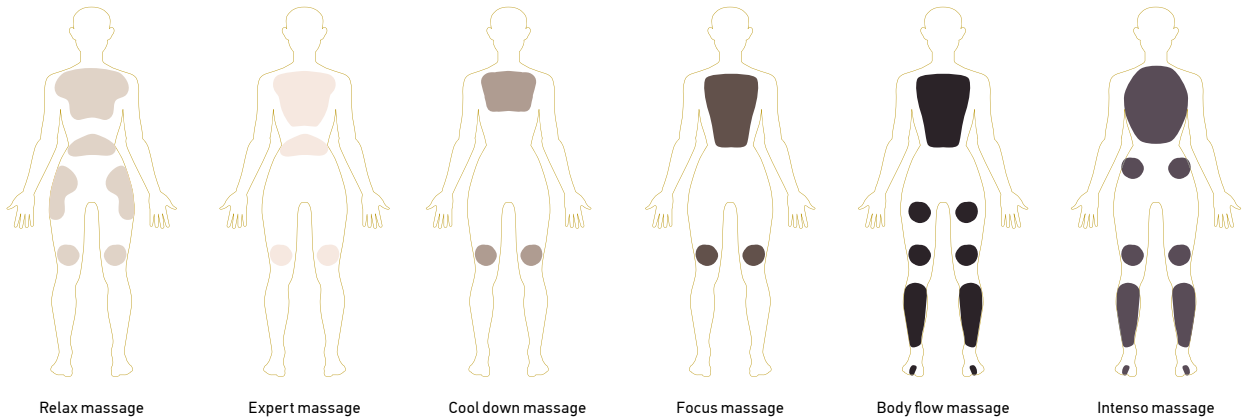
This seat offers its user an experience similar to the “Expert” effect, relaxing the longitudinal trunk muscle tissues, and passively activating the hip and thigh flexor and extensor muscle groups.

BODY FLOW MASSAGE SEAT

This is the massage seat with the most intensive physiological effect. In addition to affecting the trunk's muscle tissue, it also positively impacts venous and lymphatic circulation in the lower limbs, bringing relief to vein valves.

INTENSO MASSAGE SEAT

This is the most refreshing massage seat and is a favorite of professional athletes. Intenso is ideal for recovery after an intense training session, working the most critical areas, the back and leg muscles.



* The layout of the jets varies by model.

COLORS OF WELLIS



Ice white

Sterling silver

Midnight canyon

Storm grey

ACRYLIC COLORS

We have a comprehensive range of 4 beautiful contemporary shades of acrylic for our spas that will harmonise with any setting – indoor or out: Ice white, Midnight canyon, Sterling silver and Storm grey.



NEW ACRYLIC COLOR!

MOONLIT IVORY

Discover the elegance of Moonlit ivory, exclusively available for our Everest and Kilimanjaro spa families in the Premium and Premium Plus packages. This unique matte finish not only enhances your space with its sophisticated aesthetic but also signifies luxury and exclusivity. Thank you for choosing a lifestyle of unparalleled comfort and style.



brown



grey

CABINET COLORS

No more sanding, oiling, and messy maintenance of a traditional timber cabinet. Our spa cabinets are made of a UV-resistant polymer material that looks as good as real wood, but is entirely maintenance free. PeakLife spas have the new

LightSide™ design cabinet paired with vertical corner elements, lending an elegance touch to the aesthetics. Cabinets are available in gray and brown.



SMARTTOUCH CONTROL PANEL

CONTROL PANELS

SMARTTOUCH CONTROL PANEL (PEAKLIFE)

The control panel offers a full-featured keypad with color capacitive touchscreen display. Eliminating the need for physical buttons, keys, and overlays, our touchscreen keypad is fun to use, simple to operate, and features an intuitive and engaging one-level menu interface.

EASY7 CONTROL PANEL (CITYLIFE)

The Wellis Easy 7 brings all the features you really need to one keypad. Compact, with a large LCD display, the screen is bright enough to be seen throughout the day and simple enough to use in the middle of the night.


EASY4 CONTROL PANEL (MILANO P&P, OSLO P&P)

A newly developed high quality and compact control system, designed to easily control the filtering, heating and bathing experience.

AUXILIARY CONTROL PANELS (PEAKLIFE)

1 or 2 PIECES

The single button is also an auxiliary keypad, designed to be installed as a second keypad on your spa. This feature allows you to activate the spa pump associated with its respective section.



EASY7 CONTROL PANEL



EASY4 CONTROL PANEL



PeakLife – Jupe LightSide™

CityLife – Jupe Horizont Side™

LIFE MODELS

2025





↑ Premium edition with sound system

Everest Life

93 × 93 × 37 in
2 lounge seats, 3 upright seats

Acrylic color

Sterling silver

Ice white

Midnight canyon

Storm grey

Moonlit ivory

Side cover color

brown

grey



New 24" lighted waterfall

Premium Edition	
Net weight / Water volume	996 lbs / 365 gallons
Frame	Wellis PolyStyrol (WPS)
Cabinet	LightSide™ UV-proof wood textured
Reinforcement	Poli-MAX™
Scandinavian insulation	Polyfoam
Total number of jets	68
∞ Infinity jets	6
Min / Opt. power requirement	30A / 50A - 240V/60Hz
Pumps	2 × 3 HP single speed
Circulation pump	W-EC pump (0.25 kW)
W.O.W. system	electronic water diverter
Heater	4 kW
Control panel	SmartTouch
Auxiliary control panel	2 × 1 buttons
Water sanitization	Ozmix™ system (Ozone + mixer)
Cartridge filter	3 × MicroPlus antibacterial
Flat fountain jets	2 Lighted Fountain Jets
Waterfall	24" Lighted Waterfall
Exclusive Lights color therapy	Central lighting (only Deluxe edition), Edge lighting, Cabinet & corner lighting
Remote spa control	SmartPhone app with wifi connection
W.I.S. Inline system	built-in intelligent water analyzer
Thermo cover	standard - 4.7 to 3.5 in

Options	
3 kW heat pump	
Smart-In step prepared to house heat pump	
AquaSoul™ Pro 4.1 with concealed speakers	

* California Energy Commission data: water 102 °F, air 63 °F, filtering 1×2 hour. Based on TÜV measurements with heat pump.
** If the minimum current is connected, the massage motor(s) and the heating unit cannot be operated at the same time.



↑ Premium edition with sound system

Kilimanjaro Life

93 × 93 × 37 in
1 lounge seat, 5 upright seats

Acrylic color

Sterling silver

Ice white

Midnight canyon

Storm grey

Moonlit ivory

Side cover color

brown

grey



Infinity foot massage

Premium Edition	
Net weight / Water volume	1001 lbs / 383 gallons
Frame	Wellis PolyStyrol (WPS)
Cabinet	LightSide™ UV-proof wood textured
Reinforcement	Poli-MAX™
Scandinavian insulation	Polyfoam
Total number of jets	59 jets
∞ Infinity jets	6
Min / Opt. power requirement	30A / 50A - 240V/60Hz
Pumps	2 × 3 HP single speed
Circulation pump	W-EC pump (0.25 kW)
W.O.W. system	electronic water diverter
Heater	4 kW
Control panel	SmartTouch
Auxiliary control panel	1 button
Water sanitization	Ozmix™ system (Ozone + mixer)
Cartridge filter	3 × MicroPlus antibacterial
Flat fountain jets	2 Lighted Fountain Jets
Waterfall	24" Lighted Waterfall
Exclusive Lights color therapy	Central lighting (only Deluxe edition), Edge lighting, Cabinet & corner lighting
Remote spa control	SmartPhone app with wifi connection
W.I.S. Inline system	built-in intelligent water analyzer
Thermo cover	standard - 4.7 to 3.5 in

Options	
3 kW heat pump	
Smart-In step prepared to house heat pump	
AquaSoul™ Pro 4.1 with concealed speakers	

* California Energy Commission data: water 102 °F, air 63 °F, filtering 1×2 hour. Based on TÜV measurements with heat pump.
** If the minimum current is connected, the massage motor(s) and the heating unit cannot be operated at the same time.



energy consumption
2.9
kWh / day*

↑ Premium edition with sound system

Elbrus **Life**

93 × 93 × 37 in
7 upright seats

Acrylic color

Sterling silver

Ice white

Midnight canyon

Storm grey

Side cover color

brown

grey



WellDome foot massage system

Premium Edition	
Net weight / Water volume	996 lbs / 396 gallons
Frame	Wellis PolyStyrol (WPS)
Cabinet	LightSide™ UV-proof wood textured
Reinforcement	Poli-MAX™
Scandinavian insulation	Polyfoam
Total number of jets	61 jets
∞ Infinity jets	4
Min / Opt. power requirement	30A / 50A - 240V/60Hz
Pumps	2× 3 HP single speed
Circulation pump	W-EC pump (0.25 kW)
W.O.W. system	electronic water diverter
Heater	4 kW
Control panel	SmartTouch
Auxiliary control panel	2 × 1 buttons
Water sanitization	Ozmix™ system (Ozone + mixer)
Cartridge filter	3 × MicroPlus antibacterial
Flat fountain jets	2 Lighted Fountain Jets
Waterfall	Lighted Waterfall
Exclusive Lights color therapy	Central lighting (only Deluxe edition), Edge lighting, Cabinet & corner lighting
Remote spa control	SmartPhone app with wifi connection
W.I.S. Inline system	built-in intelligent water analyzer
Thermo cover	standard - 4.7 to 3.5 in

Options
3 kW heat pump
Smart-In step prepared to house heat pump
AquaSoul™ Pro 4.1 with concealed speakers

* California Energy Commission data: water 102 °F, air 63 °F, filtering 1×2 hour. Based on TÜV measurements with heat pump.
** If the minimum current is connected, the massage motor(s) and the heating unit cannot be operated at the same time.



energy consumption
2.8
kWh / day*

↑ Premium edition with sound system

Atlas **Life**

85 × 85 × 34 in
1 lounge seat, 5 upright seats

Acrylic color

Sterling silver

Ice white

Midnight canyon

Storm grey

Side cover color

brown

grey



High performance lounge with infinity jets

Premium Edition	
Net weight / Water volume	862 lbs / 297 gallons
Frame	Wellis PolyStyrol (WPS)
Cabinet	LightSide™ UV-proof wood textured
Reinforcement	Poli-MAX™
Scandinavian insulation	Polyfoam
Total number of jets	43
∞ Infinity jets	4
Min / Opt. power requirement	30A / 50A - 240V/60Hz
Pumps	2 × 2 HP single speed
Circulation pump	W-EC pump (0.25 kW)
W.O.W. system	electronic water diverter
Heater	4 kW
Control panel	SmartTouch
Auxiliary control panel	–
Water sanitization	Ozmix™ system (Ozone + mixer)
Cartridge filter	2 × MicroPlus antibacterial
Flat fountain jets	–
Waterfall	24" Lighted Waterfall
Exclusive Lights color therapy	Central lighting (only Deluxe edition), Edge lighting, Cabinet & corner lighting
Remote spa control	SmartPhone app with wifi connection
W.I.S. Inline system	built-in intelligent water analyzer
Thermo cover	standard - 4.7 to 3.5 in

Options
3 kW heat pump
Smart-In step prepared to house heat pump
AquaSoul™ Pro 2.1 with edge speakers

* California Energy Commission data: water 102 °F, air 63 °F, filtering 1×2 hour. Based on TÜV measurements with heat pump.
** If the minimum current is connected, the massage motor(s) and the heating unit cannot be operated at the same time.



↑ Premium edition with sound system

Mandala Life

85 × 85 × 34 in
7 upright seats

Acrylic color

Sterling silver Ice white Midnight canyon Storm grey

Side cover color

brown grey



2 lighted waterfalls

Premium Edition	
Net weight / Water volume	855 lbs / 297 gallons
Frame	Wellis PolyStyrol (WPS)
Cabinet	LightSide™ UV-proof wood textured
Reinforcement	Poli-MAX™
Scandinavian insulation	Polyfoam
Total number of jets	46 jets
∞ Infinity jets	2
Min / Opt. power requirement	30A / 50A - 240V/60Hz
Pumps	2 × 2 HP single speed
Circulation pump	W-EC pump (0.25 kW)
W.O.W. system	electronic water diverter
Heater	4 kW
Control panel	SmartTouch
Auxiliary control panel	–
Water sanitization	Ozmix™ system (Ozone + mixer)
Cartridge filter	2 × MicroPlus antibacterial
Flat fountain jets	–
Waterfall	2 Lighted Waterfalls
Exclusive Lights color therapy	Central lighting (only Deluxe edition), Edge lighting, Cabinet & corner lighting
Remote spa control	SmartPhone app with wifi connection
W.I.S. Inline system	built-in intelligent water analyzer
Thermo cover	standard - 4.7 to 3.5 in

Options	
3 kW heat pump	
Smart-In step prepared to house heat pump	
AquaSoul™ Pro 2.1 with edge speakers	

* California Energy Commission data: water 102 °F, air 63 °F, filtering 1×2 hour. Based on TÜV measurements with heat pump.
** If the minimum current is connected, the massage motor(s) and the heating unit cannot be operated at the same time.



↑ Premium edition with sound system

Teide Life

63 × 85 × 34 in
1 lounge seat, 2 upright places

Acrylic color

Sterling silver Ice white

Side cover color

brown grey



Ultra soft pillows

Premium Edition	
Net weight / Water volume	686 lbs / 198 gallons
Frame	Wellis PolyStyrol (WPS)
Cabinet	LightSide™ UV-proof wood textured
Reinforcement	Poli-MAX™
Scandinavian insulation	Polyfoam
Total number of jets	32
∞ Infinity jets	2
Min / Opt. power requirement	30A / 40A - 240V/60Hz
Pumps	1 × 3 HP single speed
Circulation pump	W-EC pump (0.25 kW)
Heater	4 kW
Control panel	SmartTouch
Auxiliary control panel	–
Water sanitization	Ozmix™ system (Ozone + mixer)
Cartridge filter	2 × MicroPlus antibacterial
Flat fountain jets	2 Lighted Fountain Jets
Waterfall	–
Exclusive Lights color therapy	Central lighting (only Deluxe edition), Edge lighting, Cabinet & corner lighting
Remote spa control	SmartPhone app with wifi connection
W.I.S. Inline system	built-in intelligent water analyzer
Thermo cover	standard - 4.7 to 3.5 in

Options	
3 kW heat pump	
Smart-In step prepared to house heat pump	
AquaSoul™ Pro 2.1 with edge speakers	

* California Energy Commission data: water 102 °F, air 63 °F, filtering 1×2 hour. Based on TÜV measurements with heat pump.
** If the minimum current is connected, the massage motor(s) and the heating unit cannot be operated at the same time.




energy consumption
2.8
kWh / day*

↑ Deluxe edition with sound system

Vienna **Life**

91 × 91 × 35 in
7 upright seats

Acrylic color



Side cover color



Wellis Dome

Deluxe Scandi Edition	
Net weight / Water volume	848 lbs / 343 gallons
Frame	Wellis PolyStyrol (WPS)
Cabinet	HorizontSide™ UV-proof wood textured
Reinforcement	Poli-MAX™
Scandinavian insulation	Polyfoam
Total number of jets	62 jets
Min / Opt. power requirement	30A / 50A - 240V/60Hz
Pumps	2 × 3 HP - single speed
Circulation pump	W-EC pump (0.25 kW)
W.O.W. system	–
Heater	4 kW
Control panel	Easy7
Auxiliary control panel	–
Water sanitization	Ozmix™ system (Ozone + mixer)
Cartridge filter	3 × Superfine
Flat fountain jets	2 Lighted Fountain Jets
Waterfall	1 Ligthing
Exclusive Lights color therapy	Exclusive spot and Edge lighting
Thermo cover	standard - 4.7 to 3.5 in

Options
3 kW heat pump
Smart-In step prepared to house heat pump
MyMusic™ 2.0 with edge speakers

Plug & Play Option
SmartPhone app with wifi connection




energy consumption
2.8
kWh / day*

↑ Deluxe edition with sound system

Lugano **Life**

91 × 91 × 35 in
1 lounge seat, 5 upright seats

Acrylic color



Side cover color



Intenso massage seat

Deluxe Scandi Edition	
Net weight / Water volume	853 lbs / 365 gallons
Frame	Wellis PolyStyrol (WPS)
Cabinet	HorizontSide™ UV-proof wood textured
Reinforcement	Poli-MAX™
Scandinavian insulation	Polyfoam
Total number of jets	52 jets
Min / Opt. power requirement	30A / 50A - 240V/60Hz
Pumps	2 × 3 HP - single speed
Circulation pump	W-EC pump (0.25 kW)
W.O.W. system	–
Heater	4 kW
Control panel	Easy7
Auxiliary control panel	–
Water sanitization	Ozmix™ system (Ozone + mixer)
Cartridge filter	3 × Superfine
Flat fountain jets	2 Lighted Fountain Jets
Waterfall	–
Exclusive Lights color therapy	Exclusive spot and Edge lighting
Thermo cover	standard - 4.7 to 3.5 in

Options
3 kW heat pump
Smart-In step prepared to house heat pump
MyMusic™ 2.0 with edge speakers

Plug & Play Option
SmartPhone app with wifi connection

* California Energy Commission data: water 102 °F, air 63 °F, filtering 1×2 hour. Based on TÜV measurements with heat pump.
** If the minimum current is connected, the massage motor(s) and the heating unit cannot be operated at the same time.

* California Energy Commission data: water 102 °F, air 63 °F, filtering 1×2 hour. Based on TÜV measurements with heat pump.
** If the minimum current is connected, the massage motor(s) and the heating unit cannot be operated at the same time.



energy consumption
2.8
kWh / day*

Malaga Life

86 × 86 × 35 in
1 lounge seat, 5 upright seats

Acrylic color

Sterling silver

Ice white

Midnight canyon

Storm grey

Side cover color

brown

grey



Neck massage

Deluxe Scandi Edition	
Net weight / Water volume	739 lbs / 317 gallons
Frame	Wellis PolyStyrol (WPS)
Cabinet	HorizontSide™ UV-proof wood textured
Reinforcement	Poli-MAX™
Scandinavian insulation	Polyfoam
Total number of jets	40 jets
Min / Opt. power requirement	30A / 50A - 240V/60Hz
Pumps	2 × 3 HP - single speed
Circulation pump	W-EC pump (0.25 kW)
W.O.W. system	–
Heater	4 kW
Control panel	Easy7
Auxiliary control panel	–
Water sanitization	Ozmix™ system (Ozone + mixer)
Cartridge filter	1 × Superfine
Flat fountain jets	3 Lighted Fountain Jets
Waterfall	Lighted Waterfall
Exclusive Lights color therapy	Exclusive spot and Edge lighting
Thermo cover	standard - 4.7 to 3.5 in

Options
3 kW heat pump
Smart-In step prepared to house heat pump
MyMusic™ 2.0 with edge speakers

Plug & Play Option
SmartPhone app with wifi connection



energy consumption
2.8
kWh / day*

Prague Life

79 × 79 × 35 in
1 lounge seat, 5 upright seats

Acrylic color

Sterling silver

Ice white

Midnight canyon

Storm grey

Side cover color

brown

grey



Focus massage seat

Deluxe Scandi Edition	
Net weight / Water volume	498 lbs / 317 gallons
Frame	Wellis PolyStyrol (WPS)
Cabinet	HorizontSide™ UV-proof wood textured
Reinforcement	Poli-MAX™
Scandinavian insulation	Polyfoam
Total number of jets	50 jets
Min / Opt. power requirement	30A / 40A - 240V/60Hz
Pumps	2 × 3 HP - single speed
Circulation pump	W-EC Pump (0.25 kW)
W.O.W. system	–
Heater	4 kW
Control panel	Easy7
Auxiliary control panel	–
Water sanitization	Ozmix™ system (Ozone + mixer)
Cartridge filter	1 × Superfine
Flat fountain jets	2 Lighted Fountain Jets
Waterfall	Lighted Waterfall
Exclusive Lights color therapy	Exclusive spot and Edge lighting
Thermo cover	standard - 4.7 to 3.5 in

Options
3 kW heat pump
Smart-In step prepared to house heat pump
MyMusic™ 2.0 with edge speakers

Plug & Play Option
SmartPhone app with wifi connection

* California Energy Commission data: water 102 °F, air 63 °F, filtering 1×2 hour. Based on TÜV measurements with heat pump.
** If the minimum current is connected, the massage motor(s) and the heating unit cannot be operated at the same time.

* California Energy Commission data: water 102 °F, air 63 °F, filtering 1×2 hour. Based on TÜV measurements with heat pump.
** If the minimum current is connected, the massage motor(s) and the heating unit cannot be operated at the same time.



LimaLife

86 × 86 × 35 in
7 upright seats

Acrylic color

Sterling silver

Ice white

Midnight canyon

Storm grey

Side cover color

brown

grey



Neck massage

Deluxe Scandi Edition	
Net weight / Water volume	739 lbs / 343 gallons
Frame	Wellis PolyStyrol (WPS)
Cabinet	HorizontSide™ UV-proof wood textured
Reinforcement	Poli-MAX™
Scandinavian insulation	Polyfoam
Total number of jets	40 jets
Min / Opt. power requirement	30A / 50A - 240V/60Hz
Pumps	2 × 3 HP - single speed
Circulation pump	W-EC Pump (0.25 kW)
W.O.W. system	–
Heater	4 kW
Control panel	Easy7
Auxiliary control panel	–
Water sanitization	Ozmix™ system (Ozone + mixer)
Cartridge filter	1 × Superfine
Flat fountain jets	2 Lighted Fountain Jets
Waterfall	Lighted Waterfall
Exclusive Lights color therapy	Exclusive spot and Edge lighting
Thermo cover	standard - 4.7 to 3.5 in

Options
3 kW heat pump
Smart-In step prepared to house heat pump
MyMusic™ 2.0 with edge speakers

Plug & Play Option
SmartPhone app with wifi connection

* California Energy Commission data: water 102 °F, air 63 °F, filtering 1×2 hour. Based on TÜV measurements with heat pump.
** If the minimum current is connected, the massage motor(s) and the heating unit cannot be operated at the same time.



ManhattanLife

79 × 60 × 33 in
1 lounge seat, 2 upright seats

Acrylic color

Sterling silver

Ice white

Side cover color

brown

grey



Body Flow massage seat

Deluxe Scandi Edition	
Net weight / Water volume	617 lbs / 148 gallons
Frame	Wellis PolyStyrol (WPS)
Cabinet	HorizontSide™ UV-proof wood textured
Reinforcement	Poli-MAX™
Scandinavian insulation	Polyfoam
Total number of jets	30 jets
Min / Opt. power requirement	30A / 40A - 240V/60Hz
Pumps	3 HP - single speed
Circulation pump	W-EC pump (0.25 kW)
W.O.W. system	–
Heater	4 kW
Control panel	Easy7
Auxiliary control panel	–
Water sanitization	Ozmix™ system (Ozone + mixer)
Cartridge filter	1 × MicroPlus antibacterial
Flat fountain jets	2 Lighted Fountain Jets
Waterfall	–
Exclusive Lights color therapy	Exclusive spot and Edge lighting
Thermo cover	standard - 4.7 to 3.5 in

Options
3 kW heat pump
Smart-In step prepared to house heat pump
MyMusic™ 2.0 with edge speakers

Plug & Play Option
SmartPhone app with wifi connection

* California Energy Commission data: water 102 °F, air 63 °F, filtering 1×2 hour. Based on TÜV measurements with heat pump.
** If the minimum current is connected, the massage motor(s) and the heating unit cannot be operated at the same time.

Acrylic color



Sterling silver

Side cover



grey



Milano P&P

85 × 75 × 34 in
Plug & Play - 1 lounge seat, 4 upright seats



Body Flow massage seat



Focus massage seat

Deluxe Scandi Edition

Net weight / Water volume	618 lbs / 255 gallons
Frame	Wellis PolyStyrol (WPS)
Cabinet	HorizontSide™ UV-proof wood textured
Reinforcement	Poli-MAX™
Scandinavian insulation	Polyfoam
Total number of jets	36 jets
Power requirement	15A - 120V/60Hz
Pumps	1 × 1.5 HP - double speed
Circulation pump	–
W.O.W. system	–
Heater	1 kW
Control panel	Easy 4
Auxiliary control panel	–
Water sanitization	Ozmix™ system (Ozone + mixer)
Cartridge filter	1 × Superfine
Flat fountain jets	–
Waterfall	–
Exclusive Lights color therapy	Well Lighting
Thermo cover	standard - 4.7 to 3.5 in

Plug & Play Option

SmartPhone app with wifi connection

Acrylic color



Sterling silver

Side cover



grey



Oslo P&P

79 × 59 × 31 in
Plug & Play - 2 lounge seats, 1 upright seat



2 Body Flow massage seats




Foot massage

Deluxe Scandi Edition

Net weight / Water volume	551 lbs / 200 gallons
Frame	Wellis Polystyrol (WPS)
Cabinet	HorizontSide™ UV-proof wood textured
Reinforcement	Poli-MAX™
Scandinavian insulation	Polyfoam
Total number of jets	30 jets
Power requirement	15A - 120V/60Hz
Pumps	1 × 1.5 HP - double speed
Circulation pump	–
W.O.W. system	–
Heater	1 kW
Control panel	Easy 4
Auxiliary control panel	–
Water sanitization	Ozmix™ system (Ozone + mixer)
Cartridge filter	1 × Superfine
Flat fountain jets	–
Waterfall	–
Exclusive Lights color therapy	Well Lighting
Thermo cover	standard - 4.7 to 3.5 in

Plug & Play Option

SmartPhone app with wifi connection



Rio Grande Life

19’8” x 7’8” x 4’9”
1 lounge seat, 4 upright seats

Acrylic color



Sterling silver

Side cover



brown



grey



Net weight / Water volume	2 866 lbs / 1 744 gallons
Frame	Stainless steel
Cabinet	HorizontSide™ or semi-inground
Reinforcement	Fiberglass reinforced
Total number of jets	40
Power requirement* (hot tub)	38A - 240V/60Hz
Power requirement* (swim spa)	53A - 240V/60Hz
Pumps (hot tub)	2 x 3 HP - single speed + circ. pump (0.25kW)
Pumps (swim spa)	3 x 3 HP - double speed + circ. pump (1.1kW)
Heater	4 kW
Control panel	2 × SmartTouch
Auxiliary control panel	-
Water sanitization	Ozmix™ System
Cartridge filter	1 + 2 Superfine
Laminar fountain jets	3 x 6 Lighted Fountain Jets
Waterfall	Lighted Waterfall
Led lights	2 x 16 exclusive LEDs + illuminated controls
Sound system	AquaSoul™ Pro 4.1
Aromatic therapy	Liquid Aroma (without fragrance)
SmartPhone app - wifi connection	standard
Scandinavian insulation	standard
Heat exchanger preparation	standard
Swimming stick	standard

Options

3 kW heat pump	Rollcover
Rowing equipment	
Semi-inground cabinet	



* If the minimum current is connected, the massage motor(s) and the heating unit cannot be operated at the same time.



Amazon Life

18’ x 7’6” x 4.9”
2 lounge seats in swim area

Acrylic color



Sterling silver

Side cover



brown



grey



Net weight / Water volume	2 756 lbs / 2 113 gallons
Frame	Stainless steel
Cabinet	HorizontSide™ or semi-inground
Reinforcement	Fiberglass reinforced
Total number of jets	27
Power requirement*	W-flow: 62A - 240V/60Hz Riverjet: 48A - 240V/60Hz
Pumps (hot tub)	1 x 3 HP - single speed + circ. pump (1.1kW)
Pumps (swim spa)	3 x 3 HP - double speed
Heater	4 kW
Control panel	SmartTouch
Auxiliary control panel	-
Water sanitization	Ozmix™ System
Cartridge filter	4 × Superfine
Laminar fountain jets	2 x 3 Lighted Fountain Jets
Waterfall	-
Led lights	25 x exclusive LEDs + illuminated controls
Sound system	AquaSoul™ Pro 4.1
Aromatic therapy	-
SmartPhone app - wifi connection	standard
Scandinavian insulation	standard
Heat exchanger preparation	standard
Swimming stick	standard

Options

3 kW heat pump	Rollcover
Rowing equipment	
Semi-inground cabinet	



* If the minimum current is connected, the massage motor(s) and the heating unit cannot be operated at the same time.



Danube Life

14'9" x 7'8" x 4'9"
2 lounge seats in swim area

Acrylic color



Sterling silver

Side cover



brown



grey




Net weight / Water volume	2 308 lbs / 1 562 gallons
Frame	Stainless steel
Cabinet	HorizontSide™ or semi-inground
Reinforcement	Fiberglass reinforced
Total number of jets	24
Power requirement*	W-flow: 62A - 240V/60Hz Riverjet: 48A - 240V/60Hz
Pumps (hot tub)	1 x 3 HP - single speed + circ. pump (1.1kW)
Pumps (swim spa)	3 x 3 HP - double speed
Heater	4 kW
Control panel	SmartTouch
Auxiliary control panel	-
Water sanitization	Ozmix™ System
Cartridge filter	2 x Superfine
Laminar fountain jets	2 x 3 Lighted Fountain Jets
Waterfall	-
Led lights	18 x exclusive LEDs + illuminated controls
Sound system	AquaSoul™ Pro 4.1
Aromatic therapy	-
SmartPhone app - wifi connection	standard
Scandinavian insulation	standard
Heat exchanger preparation	standard
Swimming stick	standard

Options

3 kW heat pump
Rowing equipment
Semi-inground cabinet

Rollcover



Olympus Life

11'7" x 7'6" x 3'25"
2 lounge seats, 7 upright seats

Acrylic color



Sterling silver

Side cover color



brown



grey



Body flow and Intenso lounge seat

Net weight / Water volume	1 984 lbs / 616 gallons
Frame	Stainless steel
Cabinet	HorizontSide™ UV-proof wood textured
Reinforcement	Fiberglass reinforced
Total number of jets	88
Power requirement**	48A - 240V/60Hz
Pumps	1 x 3 HP, double speed 2 x 2 HP single speed 1 x 3 HP, single speed
Circulation pump	1 x 1.25 HP (1,1 kW)
Heater	4 kW
Control panel	SmartTouch
Auxiliary control panel	1 x 1 button + 1 x 4 buttons
Water sanitization	Ozmix™ System
Cartridge filter	3 x MicroPlus
Laminar fountain jets	2 Lighted Fountain Jets
Waterfall	Lighted Waterfall
Led lights	Well and Edge Lighting + Evenlight jets
Sound system	Aquasoul™ Pro 4.1 with edge speakers
Aromatic therapy	Liquid Aroma (without fragrance)
Remote spa control	SmartPhone app with wifi connection
Scandinavian Insulation	standard
Heat exchanger preparation	standard

Options

3 kW heat pump
Smart-In step prepared to house heat pump

* If the minimum current is connected, the massage motor(s) and the heating unit cannot be operated at the same time.

* California Energy Commission data: water 102 °F, air 63 °F, filtering 1x2 hour. Based on TÜV measurements with heat pump.
** If the minimum current is connected, the massage motor(s) and the heating unit cannot be operated at the same time.



W-flow

In a traditional swim spa, the user has to switch on/off the pumps manually for finding the proper water flow which fits their fitness level. The Stream Life swim spas is equipped with brand new swim software. Combining this and the new W-flow system the new Stream Life swim spas became a professional training appliance. The user can choose six-speed levels from the slowest, most comfortable „floating” to the hardest exercise. Similarly to a modern treadmill, you can predefine the swimming speeds one after another, so you can insert slower stages between the swimming sprints. The flow rate can be adjusted 0.24-1.55 mph.

Riverjet

THE NEW RIVERJET COUNTERCURRENT SYSTEM

The new riverjet counter-current hot tubs are designed to provide a perfect swimming experience. The jets can be adjusted up or down, allowing you to control the direction of the water flow. This way, you can set the counter-current that offers the best swimming experience for you.



Iceland cold plunge



Iceland
cold plunge tub

Experience the benefit of a Cold Water Immersion (CWI) with the Wellis Iceland Cold Plunge Tub. With this tub, you can chill your water to as low of 36°F or heat it to as warm as 104°F.

With LED lights inside the tub and on the outside panel, you can enjoy ambiance while recoving in one stylish unit.

The installation of this Plug and Play tub is ever so easy. Simply drop it in place, fill with water, set the temperature and enjoy the benefits of CWI with Wellis Iceland.

Iceland – Cool&Heat pump

COOL/HEAT Pump (36-104°F) 3kW – 20CR3-SB The Iceland cool&heat pump is capable of cooling the water down to 36°F. Its operating temperature ranges between 23°F to 109°F. It can cool 100 liters of 73°F water down to 41°F in as little as one and a half hours, at an outside temperature of 59°F. If desired, bath water can be heated up, up to 104°F for a pleasant evening soak. With a heating COP value of 4.05, it can deliver 2.1 kW of energy from 500W of absorbed energy. Settings can be easily adjusted using the control unit that is equipped with a digital display or through the application installed on your phone, even from remote locations.



INCREASES ENERGY AND ALERTNESS

Cold water can significantly boost your energy levels and enhance alertness. The sudden drop in temperature stimulates your body, increasing your metabolism and triggering the release of endorphins, which are natural mood enhancers. This leaves you feeling energized, awake, and better able to focus throughout the day.

REDUCES STRESS AND ANXIETY

Immersing yourself in cold water can help reduce stress and anxiety levels. The initial shock of cold water causes the body to release adrenaline and cortisol, the primary stress hormones. However, over time, regular cold water therapy can help lower the production of these hormones, resulting in a calmer and more relaxed state of mind.

IMPROVES IMMUNE SYSTEM FUNCTION

Regular cold water immersion has been shown to strengthen the immune system. The body's response to cold water includes an increase in the production of white blood cells and other immune cells that help fight off infections. This boost in immune cell production can lead to improved overall immunity and a reduced risk of illness.

REDUCES SWELLING AND PAIN

Cold water immersion helps reduce swelling and pain in muscles and joints by constricting blood vessels and decreasing blood flow to the affected areas. This process helps alleviate inflammation, making it a great option for those dealing with arthritis, muscle soreness, or joint pain.

TRANSFORMS YOUR LIFESTYLE

Incorporating regular cold water therapy into your routine can lead to significant improvements in your overall health and well-being. From physical benefits like reduced pain and inflammation to mental benefits like enhanced mood and reduced stress, cold water immersion can make your life healthier and more enjoyable. Give it a try today and experience the transformative effects for yourself!





Iceland

COLD PLUNGE

86.6 × 42.9 × 29.9 in
1 upright seat

Acrylic color



Ice white

Side cover color



grey

Net weight / Water volume	440 lbs / 140 gallons
Frame	WPS
Side cover	UV-proof wood textured
Reinforcement	Poli-MAX™
Insulation	LIFE Scandinavian insulation system
Power requirement	1 × 12A - 120V/60Hz + P&P USA
Pumps	–
Circulation pump	Energy-saving W-EC circulation pump (250W)
WOW system	–
Cooling unit	20CR3-SB cool/heat pump
Control panel	Cool&Heat control panel
Auxiliary control panel	–
Water sanitization	Crystal Clean System, Ozmix™ system (Ozone + mixer)
Cartridge filter	1 × Superfine
Exclusive Lights color therapy	Central LED lighting, Corner lighting
Sound system	–
Remote spa control	SmartPhone app with wifi connection
Thermo cover	standard - 12 cm




Nordfjord

INFLATABLE COLD PLUNGE

59 × 31 × 26 in
1 person

Material color



Black matte

WHAT'S INCLUDED:

- 1× Cold Plunge Tub
- 1× Cold Plunge Lid
- 1× Manual Air Pump
- 1× Carrier Bag
- 1× Repair Kit



Portability:

Easily inflatable and deflatable, this tub can be set up anywhere in your home or garden, making it perfect for those who do not want a permanent installation.

Adjustable Temperature Control:

It allows for precise temperature settings to tailor your cold therapy sessions according to personal preference or therapeutic needs.

Durability:

Made with high-quality materials, the tub is designed to withstand regular use and maintain its integrity over time.

Ease of Use:

The inflatable design means you can store it away when not in use, freeing up space.

Ideal for:

Anyone looking to incorporate cold therapy into their wellness routine without the commitment of a fixed tub. It's particularly beneficial for athletes, fitness enthusiasts, or anyone seeking the health benefits of cold immersion.

Recovery and Wellness:

Regular use can help reduce muscle soreness, improve circulation, boost the immune system, and enhance mental clarity.



SpaGrip spa mounted

This powder-coated, rust-free handrail, partially covered with anti-slip foam, can be mounted on the side panel of any spa. It ensures a comfortable and safe way to get in and out of the spa.



SpaGrip floor standing

The floor-standing version of SpaGrip can be clamped under the spa and attached to the side cover. It guarantees a convenient and secure way of entering and exiting the spa, while can be replaced when not needed.



TowelBar

Crafted from sleek, black powder-coated aluminum, TowelBar holds your towels just a short distance away from splashing water. When not in use, it conveniently folds flat against your spa. With quick and easy installation, it is compatible with almost any spa model.



Spaziano tray

With its sturdy construction and 360° rotation, Spaziano tray offers a versatile and hassle-free way to store snacks, drinks, reading materials, and other essentials while enjoying your spa experience.



WelliStep

The hassle-free spa step that requires no maintenance, featuring a UV resistant plastic construction, a weight capacity of 265 lbs, anti-slip rubber treads, and dimensions of 28×24.5×16.7 in.



Swim spa stairs

Dimension with rail: 58×65×36.8 in.
Dimension without rail: 58×30.3×34.7 in.



Smart-In Step

Smart-In Step with heat pump storage compartment. In Peaklife spa models, additional functions are available, such as a USB socket and LED lighting that can be integrated into the Exclusive Lights color therapy.



Heat pump

You can significantly reduce your spa's heating costs thanks to the latest coolant and high-quality compressor. The reinforced fan reduces the noise level and vibration of the device.



WIS - Wellis intelligent system

The WIS smart water analyser provides a thorough analysis of spa water, measuring quality, temperature, and conductivity. Compatible with all spa types, the mobilephone app enables real-time monitoring of water conditions for immediate updates.



Automatic water hardness or PH value meter

With this equipment, you can constantly check the water hardness and PH level of your spa-water and ensure the correct chemical composition.



Spa booster pillow

This comfortable pillow fits any spa; it can be fixed and adjusted to the water level. Sturdy, heat resistant material, easy to fill, standard pipe fitting, suction cup for non-slip feature.



Floating chemical dispenser

It ensures a steady flow of chemicals. The chemical in the dispenser does not come into contact with the hot tub shell, therefore there is no damage or discoloration. Multi-stage, adjustable chemical dispensing.



Filter cleaning device

The purpose of the Wellis filter cleaning device is to clean your spa filter in a flash.



Spa wand

With the hand-held Spa wand vacuum spa cleaner, you may collect impurities from the bottom of the spa, the steps or the surface of water – without having to drain the water. It is delivered with special heads.



Manual filter cartridge cleaner

The filters can be cleaned simply and quickly with the manual filter cartridge cleaner. Eight lamellas can be cleaned at the same time without splashing; it can be connected to the garden hose.



Spa-cleaning glove

This glove uses microfibre technology to lift dust and dirt from surfaces with a soft touch, preventing scratches and tarnishing.



Spa cover wipes

Spa cover cleaning wipes are designed to clean your spa or hot tub cover removing dirt and stains without the need of additional cleaning agents.



Spa cleaning disc

Eliminates water-surface oils & reduces scum line formation. Absorbs scum, oily residue including body oils, suntan lotion. Improves filter performance.



Easy cover lifter

With the use of the Easy cover lifter, one person can easily remove the thermo cover. It fits all spa sizes. Durable, powder-sprayed surface. Non-slip handle.



Universal cover lifter

Removing the cover is easier than ever with the universal cover lifter. In order to ensure proper operation, there must be a space of at least 24 in. between the side of the spa and the wall. Can be used with Xtreme™ thermo cover as well!



FROG @ease floating sanitizing system

How many times have you thought, "this hot tub is just too much work!" We set out to change that with FROG @ease Up to 75%* less chlorine. Easy on hot tub surfaces with less odors. Single color match for easy reading. No constant monitoring. No mixing chemicals



FROG @ease floating smartchlor cartridge 3 pack

FROG @ease combines our sanitizing minerals with SmartChlor® Technology to kill bacteria 2 ways. Shock only once a month. Self regulates for continuous crystal clear water. Easy on hot tub surfaces with less odors.



FROG maintain hero 12 pack

Hot tub shocking is easier with FROG® Maintain™ non-chlorine shock. Ongoing maintenance shock. One dose delivers clean crystal-clear water. Maintain the clean, without the chlorine or Cyanuric Acid.



FROG @ease test strips (30 bottle)

Quick and easy – just dip, shake and get an accurate reading in 2 seconds. A simple Go/No Go out indicator for SmartChlor makes testing fast and easy. Also tests for pH, Total Alkalinity and Hardness



Active charcoal filter for spas

When your spa is filled through an active charcoal pre-filter, you get crystal clear bathwater. Sufficient for pre-filtering 2,100 gallons water.



Water softener for spas

If your spa is filled with demineralized water using this resin-filled pre-filter, it will prevent limestone buildup on mechanical devices, thus increasing their service life.



Antibacterial filter cartridges

Paper filters with an antibacterial coating, whose fibers with an increased surface area are capable of multiplying the performance of a traditional filter cartridges.



Aroma liquid for spas

Liquid aroma for spas 8.5 oz eucalyptus, lavender, mediterranean, orange bloom, rosemary.



Rollcover

Explore our newest product addition, the swim spa roll covers that is crafted to enhance your spa experience on select models: Olympus, Danube, Amazonas, Rio Grande.

Key Features:

- Durable and lockable, designed to withstand any weather condition.
- UV protected for longevity and appearance maintenance.
- Easily roll off in under 60 seconds, simplifying your spa experience.
- Compatible with optional shelf brackets for added functionality.



Thermal cover

The purpose of using the thermo cover is to maintain the set temperature of the spa water. Thermal insulation is achieved through a special foam layer, which is covered with a UV-resistant artificial leather cover on the outside. The thermo cover is 12 cm thick in the middle and slopes towards the edges of the spa (7 cm), allowing rainwater to easily drain off.



Wellis®

The products included in the catalogue are for illustration purposes only, and may not always match the specifications of the advertised product.
Wellis reserves the right to modify the products – including the product range – without prior notice, since they are valid at the time they are delivered to the printing press.
We may not be made responsible for printing errors.

MAR1327

wellisspa.com